

Parent guide to:

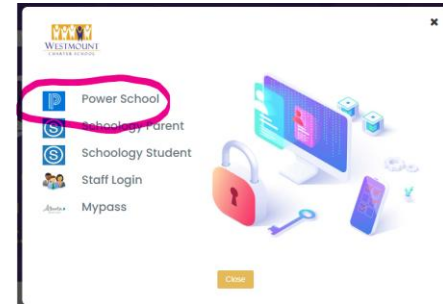
- logging on to PowerSchool
- viewing and acknowledging (signing) your child's IPP
- Accessing your child's report card

Logging on to PowerSchool

Go to <https://www.westmountcharter.com/> and click on the person icon in the top right



You will get this pop up. Click on PowerSchool



PowerSchool SIS

Parent Sign In

Username

Password

[Forgot Username or Password?](#)

Log on using your parent log on info



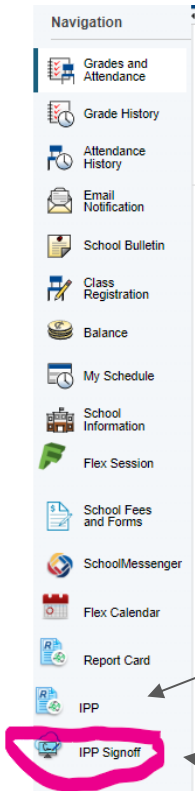
Viewing and Acknowledging IPPs

Once you are logged in to PowerSchool, this will appear on the left hand side of your screen.

Click on:

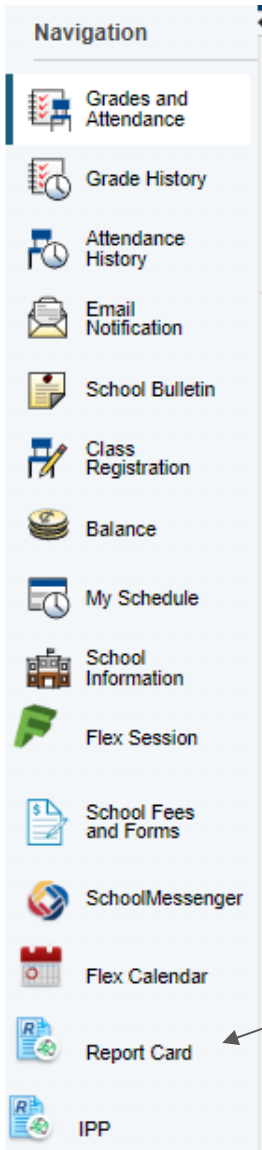
IPP to view the IPP

IPP Signoff to acknowledge it



Viewing your child's report card (January and June only)

Once you are logged in to PowerSchool, this will appear on the left hand side of your screen.



Click on:
Report Card